

# Instant Connect Video Visits – Inviting Additional Participants

Patients invited to an instant connect video visit will receive their invitation in MyHealthNL (MyChart), SMS (text message), or via their email if there is one on file. Clinicians and admin staff can also send additional participants a “one-time invitation link” on behalf of patients for their scheduled video appointment. This can be done in several ways:

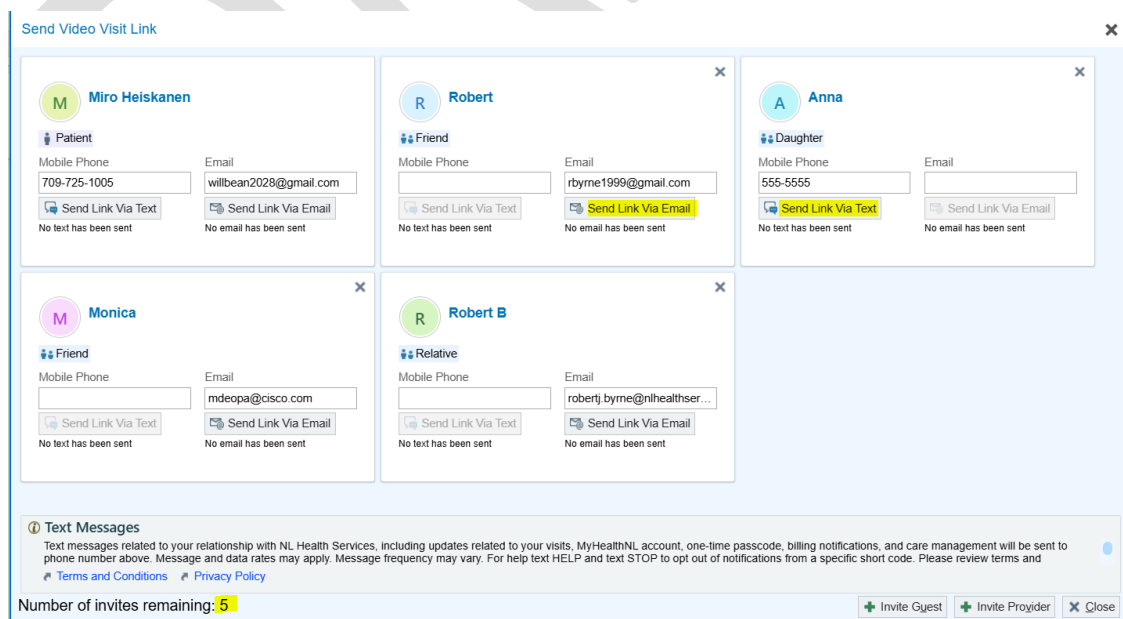
## Provider sends invitation link from CorCare

- Log into CorCare and open the video visit appointment for your patient
  - If the appointment is not for today, you can move ahead in your schedule to the appropriate date
- Double click the appointment and navigate to the **Connect to Video** Tab.
  - Click “**Send Direct Link**”



The screenshot shows the MyHealthNL interface for a patient named Miro Heiskanen. The patient's information includes: Male, 26 y.o., 18/7/1999, MRN: 900010566, MCP: No Value Set, Code: Assume Full (no ACP docs), Race: White, and Isolation: None. The appointment is for a 21/4/2026 visit with Physician Family Medicine, CCC-A for INITIAL ASSESSMENT. The 'Connect to Video' tab is active, showing options: Connect to Video, Handoff to Canto, Handoff to Haiku, and Send Direct Link. A message states: 'No one is connected. Click the button above to begin the visit. If you run into any problems, please contact your organization's project team.' There is also an 'Adjust telehealth mode' option.

- From here, you will see a list of contacts the patient has on file, along with associated phone number or email address for those contacts.



The 'Send Video Visit Link' dialog box displays a list of contacts for Miro Heiskanen. Each contact card includes the contact's name, relationship, mobile phone number, and email address, along with buttons to 'Send Link Via Text' and 'Send Link Via Email'. The 'Send Link Via Email' button for Robert is highlighted in yellow. At the bottom, there is a 'Text Messages' section with a toggle switch and a 'Number of invites remaining: 5' indicator. Buttons for 'Invite Guest', 'Invite Provider', and 'Close' are also present.

Contact Name	Relationship	Mobile Phone	Email	Send Link Via Text	Send Link Via Email
Miro Heiskanen	Patient	709-725-1005	willbean2028@gmail.com	No text has been sent	No email has been sent
Robert	Friend		rbyrne1999@gmail.com	No text has been sent	No email has been sent
Anna	Daughter	555-5555		No text has been sent	No email has been sent
Monica	Friend		mdeopa@cisco.com	No text has been sent	No email has been sent
Robert B	Relative		robertj.byrne@nlhealthser...	No text has been sent	No email has been sent

- To send a link to one of those contacts, you can click the button for **Send Link Via Email**, or **Send Link via Text**
- If the contact your patient wishes to invite is not listed, you can add it by clicking the **Invite Guest** button in the bottom right and populating their details:
- Optionally, you can also add a provider to this visit by choosing **Invite Provider** in the bottom right:
- Note that for a video visit appointment, you can send up to maximum of 5 invitations on behalf of the patient.

The screenshot shows a window titled "Send Video Visit Link" with a close button (X) in the top right corner. It displays a list of five contacts, each with a circular profile picture, name, relationship, and contact information. Below each contact are two buttons: "Send Link Via Text" and "Send Link Via Email".

Contact Name	Relationship	Mobile Phone	Email	Send Link Via Text Status	Send Link Via Email Status
Miro Heiskanen	Patient	709-725-1005	willbean2028@gmail.com	No text has been sent	No email has been sent
Robert	Friend		rbyrne1999@gmail.com	No text has been sent	No email has been sent
Anna	Daughter	555-5555		No text has been sent	No email has been sent
Monica	Friend		mdeopa@cisco.com	No text has been sent	No email has been sent
Robert B	Relative		robertj.byrne@nlhealthser...	No text has been sent	No email has been sent


At the bottom of the window, there is a "Text Messages" section with a small icon and a blue dot. Below it, a status bar shows "Number of invites remaining: 5" and three buttons: "Invite Guest", "Invite Provider", and "Close".

- After sending the link, some text will appear below your method advising the time of last sending. You may also see “Link sent successfully” flash on the screen.

This screenshot shows the same contact list as the previous image, but with a confirmation message for the contact Robert B. The "Send Link Via Email" button is highlighted in blue, and a yellow box below it displays the text: "Last email sent 3:34 PM" and "Send a visit link to this user in an email To: robertj.byrne@nlhealthservices...".

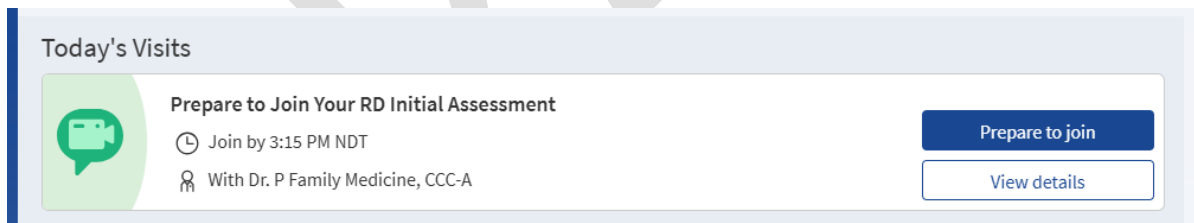
At the bottom of the window, the status bar now shows "Number of invites remaining: 4" and a yellow box with a green checkmark and the text "Link sent successfully".

- The invited contact will receive an email, the body of which should look similar to this:




### **The Patient Can Send an Invitation to a Contact Directly from their MyChart**


- Patient signs in to MyHealthNL and locates upcoming video visit
- Select **View Details**






- MyHealthNL will notify you if anyone has already been invited to your visit. It also allows you to **View and invite Participants**



### RD Initial Assessment with Dr. P Family Medicine, CCC- A

 This is a video visit

 Tuesday 21 April 2026  
Join by 3:15 PM NDT   
Starts at 3:30 PM NDT (30 minutes)  
[Add to calendar](#)

 The following people have been invited  
to your visit:  
• **Robert B**  
[View and invite participants](#)


- The patient can also see who has been invited already, and can also invite existing contacts or add new guest by clicking **Invite a New Guest**

#### Video Visit Participants

View and manage who is invited to this video visit: **RD Initial Assessment** at 3:30 PM NDT on 21/04/26

##### Providers and Staff

See who has been scheduled or invited to participate in this visit. Additional staff may join to help with the visit.

 **Dr. P Family Medicine, CCC-A** (Provider)  
Scheduled to join

##### Guests

Invite a guest to join this video visit, such as a family member or caregiver. Guests can join the video visit with the link in their invitation message. Guests may have been invited by your provider.

**Robert B** (Relative)  
Last email sent at: 3:34 PM NDT  
To: robertj.byrne@nlhealthservices.ca  
[Edit invitation](#)

[+ Invite a new guest](#)

[Back to Appointment Details](#)

Select someone to invite:

Robert Anna [+ Invite a new guest](#)

\* Indicates a required field.

\* First name

\* Last name

\* Relationship

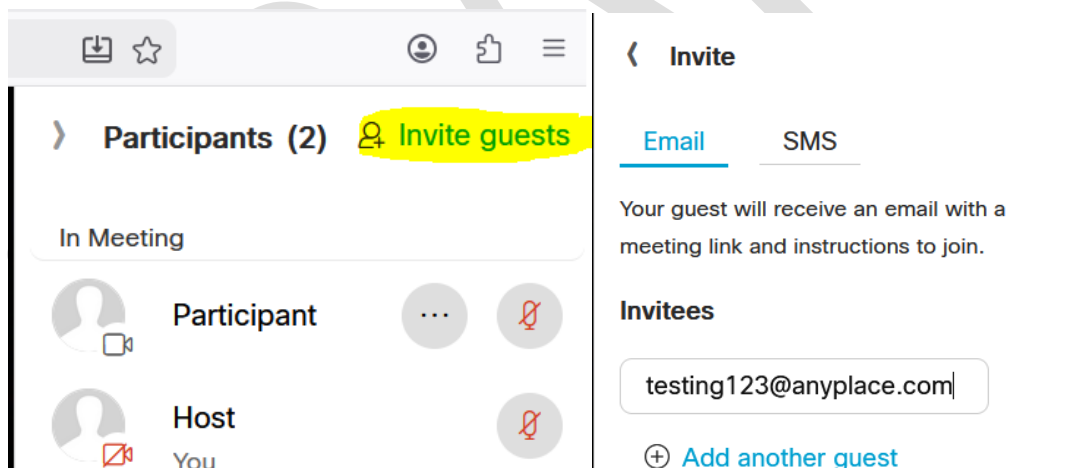
Text message  Email

\* Email

[Send email invitation](#) [Cancel](#)

### Sending an Invitation from Within the Video Consultation

- The **provider** can invite a guest from within the video meeting after they have begun the video consultation.
- In the top right-hand side of your video visit meeting, next to Participants, you will see an option to **Invite Guests**



- This will open the option to invite guest by Email or SMS (text message)
- Enter the contact and click **Confirm Invite** at the bottom right of the screen to advance the process.

[Confirm invite](#)

- Click **Send Invite** to complete the process.

[Send invite](#)

- You will receive a message that the invitation has been sent.
- Click DONE to return to consultation.



## Invitation sent

If the invitee has not received an email, check that the email address is correct and try sending it again.

Done

DRAFT